



## AMAVIDA

The AmaVida (2013) brings AmaWaterways' distinctive standard of excellence to the Douro River in Portugal. This eco-friendly 102-passenger vessel features balconies in most of its spacious staterooms and suites, which range up to 323 sq. ft. Guests on the AmaVida enjoy fine dining in the main dining room, plus *al fresco* dining for up to 32 guests. The AmaVida also features a Sun Deck swimming pool, fitness center and spa, complimentary in-stateroom Internet access and Video On-Demand, and ship-wide Wi-Fi.

### STATEROOM FEATURES:

- ◆ Outside balconies in most staterooms
- ◆ Balcony staterooms are 215 sq. ft. and Panoramic Window staterooms are 161 sq. ft.
- ◆ Your choice of one large bed (larger than queen size) or two twin beds
- ◆ In-room safe, hair dryer, ample closet space and wireless telephone
- ◆ Complimentary Internet access and Wi-Fi
- ◆ 42" flat-screen monitor for Internet and movies
- ◆ Hotel-style, plush bedding and terry bathrobes
- ◆ Full marble bathrooms
- ◆ Complimentary bottled water replenished daily
- ◆ Individually controlled air-conditioning

### SUITE FEATURES:

- ◆ Extra spacious (323 sq. ft.) with balcony
- ◆ Sitting area with sofa

### SHIP FEATURES:

- ◆ Sun Deck offering unimpeded panoramic views
- ◆ Complimentary Wi-Fi throughout the vessel
- ◆ 24-hour specialty coffee and tea station
- ◆ Main Lounge with bar and piano
- ◆ Spa
- ◆ Elevator reaching all 3 stateroom decks
- ◆ Fitness Room
- ◆ Heated pool

### RESTAURANT FEATURES:

- ◆ Fine dining with delightful, attentive service, plus a casual *al fresco* dining option
- ◆ Unlimited local wines at lunch and dinner, served on a complimentary basis



# AMAWATERWAYS™

THE HIGHEST RATED RIVER CRUISE SHIPS



Main Lounge

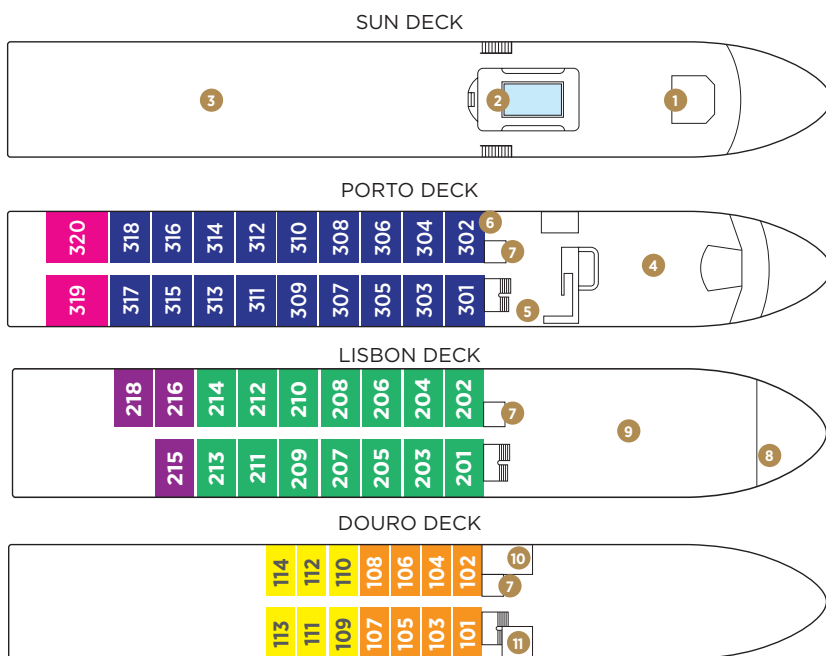


Balcony Stateroom



Main Restaurant

## AMAVIDA

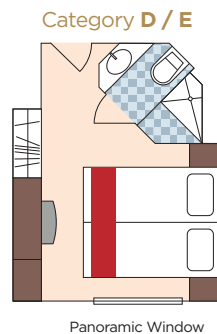
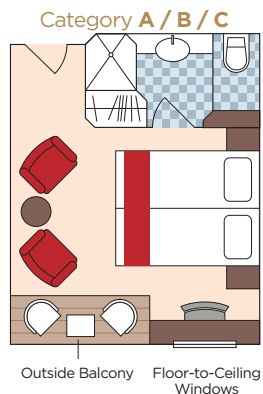
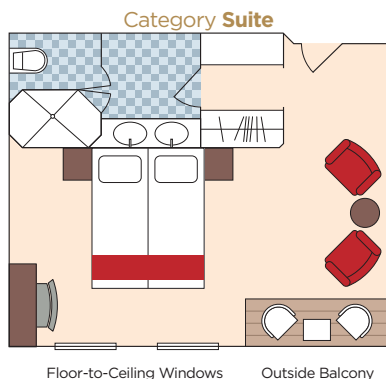


Elevator reaches all three stateroom decks.

- 1 Navigation Bridge
- 2 Heated Pool
- 3 Sun Deck
- 4 Main Lounge
- 5 Gift Shop
- 6 Reception
- 7 Elevator
- 8 El Fresco Dining
- 9 Main Restaurant
- 10 Spa
- 11 Fitness Room

Suite	Porto Deck Balcony - 323 sq. ft.
Cat. A	Porto Deck Balcony - 215 sq. ft.
Cat. AA	Lisbon Deck Balcony - 215 sq. ft.
Cat. C	Lisbon Deck Balcony - 215 sq. ft.
Cat. D	Douro Deck Panoramic Window - 161 sq. ft.
Cat. E	Douro Deck Panoramic Window - 161 sq. ft.

Note: Stateroom layouts below are not to scale.



### Technical Data

**Built:** 2013  
**Length:** 260 ft.  
**Width:** 37 ft.  
**Crew:** 30  
**Staterooms:** 51  
**Passengers:** 102  
**Registry:** Portugal